

Profile of Oregon University System

Students Fall 1999

	OUS
# Total annual unduplicated headcount (1998-99)	95,213
# Undergraduates	53,906
" Percent 25 or older	23%
" Percent part-time (<12 hours fall term)	21%
" Percent ethnic minority	13%
# Graduate students (fall enrollment)	13,441
" Masters, postbac, non-admit	10,474
" Doctoral, first-professional	2,967
# New undergrad community college transfers	2,667

Degrees 1998-99

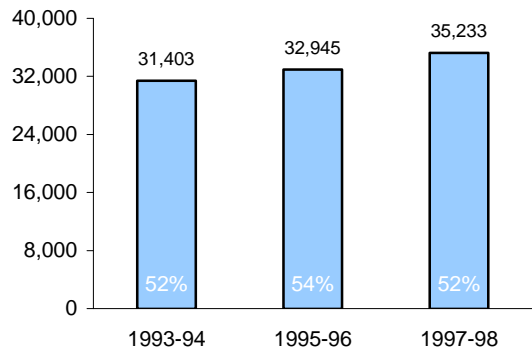
	OUS
# Total	<u>12,958</u>
" Associate	118
" Bachelor's	9,571
" Master's	2,734
" Doctoral	346
" First Professional	189

Tuition & Fees 1999-00

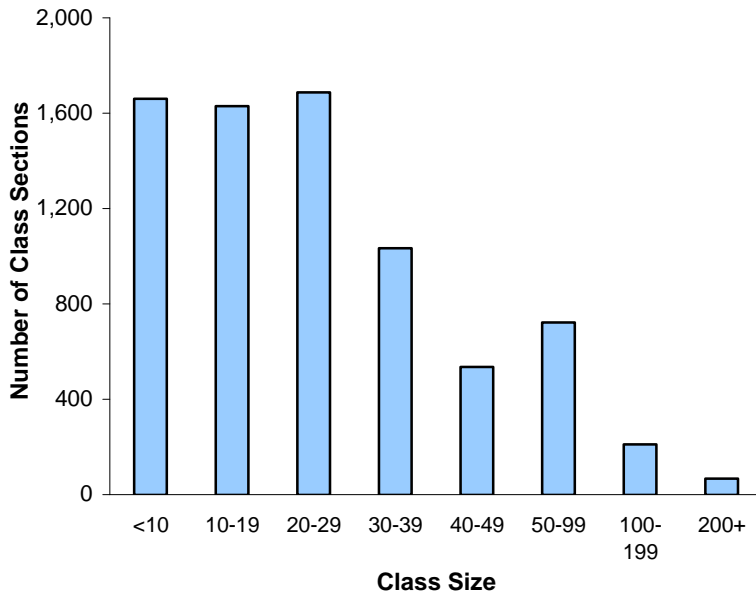
(rates are for the University of Oregon)

# Resident undergraduate	\$3,810
# Resident graduate	6,750
# Nonresident undergraduate	13,197
# Nonresident graduate	11,409

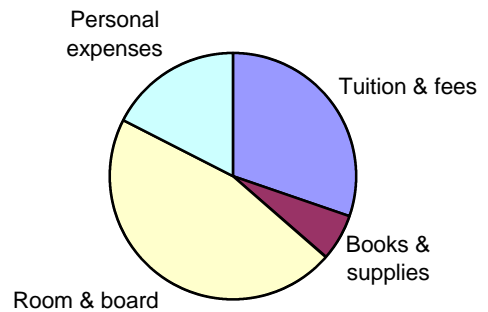
OUS Students on Financial Aid

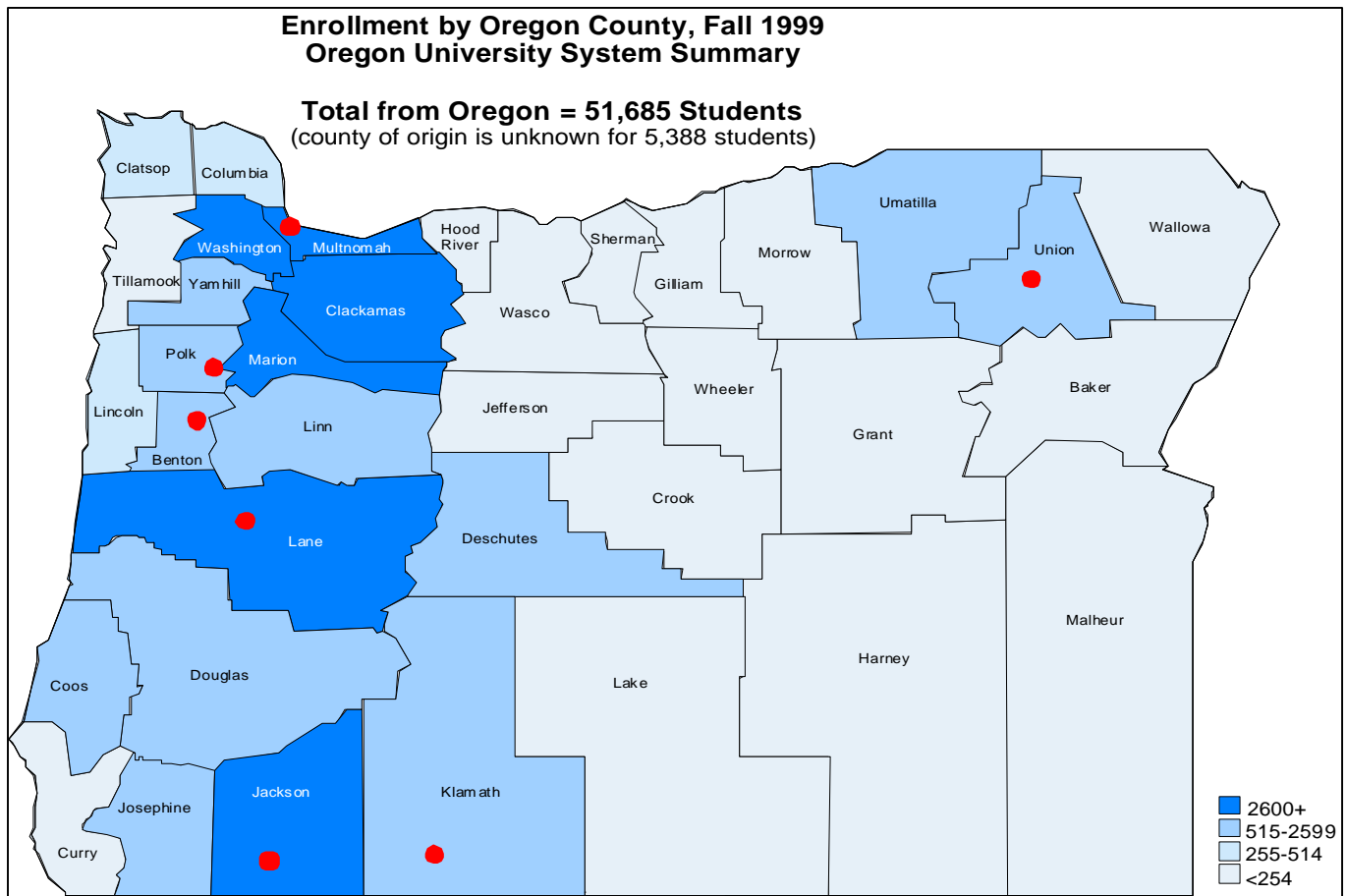


Undergraduate Class Sections by Class Size Fall 1999



Resident Undergraduate Student Budget (OUS Average), 1999-00 Total = \$11,356





Campus Facilities as of January 2000

# Total all facilities	1,131	17,750,000 gsf*
# E&G facilities		
" Percent built between 1960-1975	40%	
" Percent of E&G in deferred maintenance	19%	
*Gross square feet		
		(in millions)
# Total current replacement value	\$3,093	
" E&G plant	\$2,287	
" Auxiliary enterprises	\$806	

*Gross square feet

Budget 1998-99

	OUS (in millions)	NOTE: The OUS total includes systemwide and chancellor's office revenues and expenditures.
# Total Revenues	<u>\$1,215.8</u>	
" Tuition & fees	273.8	
" Government appropriations	296.2	
" Gifts, grants & contracts	398.0	
" All other	247.8	
# Total Expenditures	<u>\$1,196.3</u>	
" Instruction	310.4	
" Public service	73.0	
" Research	163.8	
" All other	649.1	

Faculty 1999-00 (Full-Time Ranked Instructional)

	Total	Men	Percent of Total	Women	Percent of Total
# Total	<u>2,296</u>	<u>1,546</u>	<u>67%</u>	<u>750</u>	<u>33%</u>
" Professor	815	675	83%	140	17%
" Instructor/Lecturer	636	403	63%	233	37%
" Assistant Professor	581	332	57%	249	43%
" Instructor/Lecturer	264	136	52%	128	48%

	<u>average</u>	Student/Faculty Ratio, Fall 1997
# President	\$ 124,656	# Student FTE per faculty FTE
# Provost	112,629	" Ranked faculty 18.7
# Vice Pres. Administration	102,917	" All faculty 21.1
# Average all-ranks faculty salary (weighted)	52,400	

Faculty and Staff, 1999

	OUS	
	N	%
# Total	<u>11,708</u>	<u>100%</u>
" Faculty*	5,900	50%
" Executive/administrative	499	4%
" Professional non-faculty	1,688	14%
" Secretarial/clerical	1,998	17%
" Technical/paraprofessional	599	5%
" Skilled craft	332	3%
" Services/maintenance	692	6%

*Those holding academic rank with assignments of instruction, research, or public service.