

**Students Fall 2000**

	EOU	OUS	EOU's % of OUS
• Total annual unduplicated headcount (1999-00)	4,435	98,373	4.5%
• Undergraduates	2,551	56,053	4.6%
– Percent 25 or older	35%	23%	7.0%
– Percent part-time (<12 hours)	32%	22%	6.6%
– Percent ethnic minority	10%	14%	3.3%
• Graduates	233	13,455	1.7%
– Masters, postbaccalaureate, non-admit	233	10,378	2.2%
– Doctoral, first-professional	0	3,077	0.0%
• New undergrad community college transfers	164	3,526	4.7%

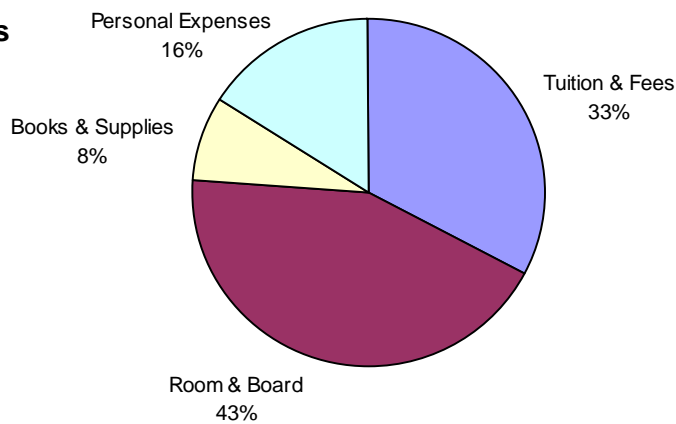
**Degrees 1999-00**

	EOU	OUS	EOU's % of OUS
• Total	<u>438</u>	<u>13,686</u>	<u>3.2%</u>
– Associate	9	94	9.6%
– Bachelor's	338	9,972	3.4%
– Master's	91	3,068	3.0%
– Doctoral	0	327	0.0%
– First Professional	0	225	0.0%

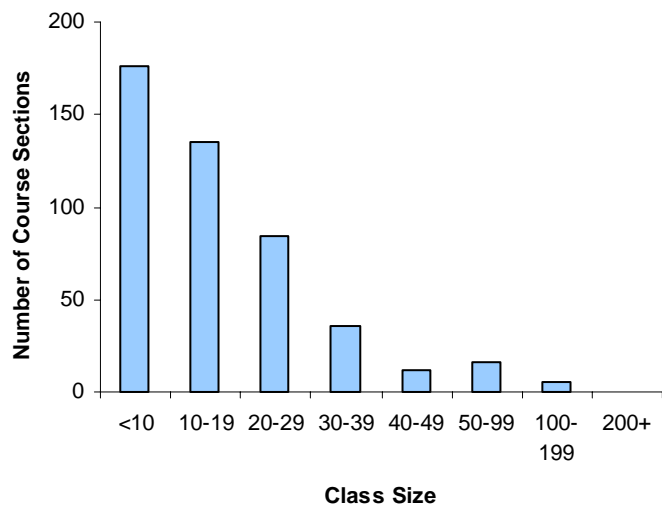
**Tuition & Fees 2001-02**

- Resident undergraduate \$3,621
- Resident graduate 6,270
- Nonresident undergraduate 3,621
- Nonresident graduate 10,911

**Resident Undergraduate Student Budget, 2000-01**  
Total = \$10,308

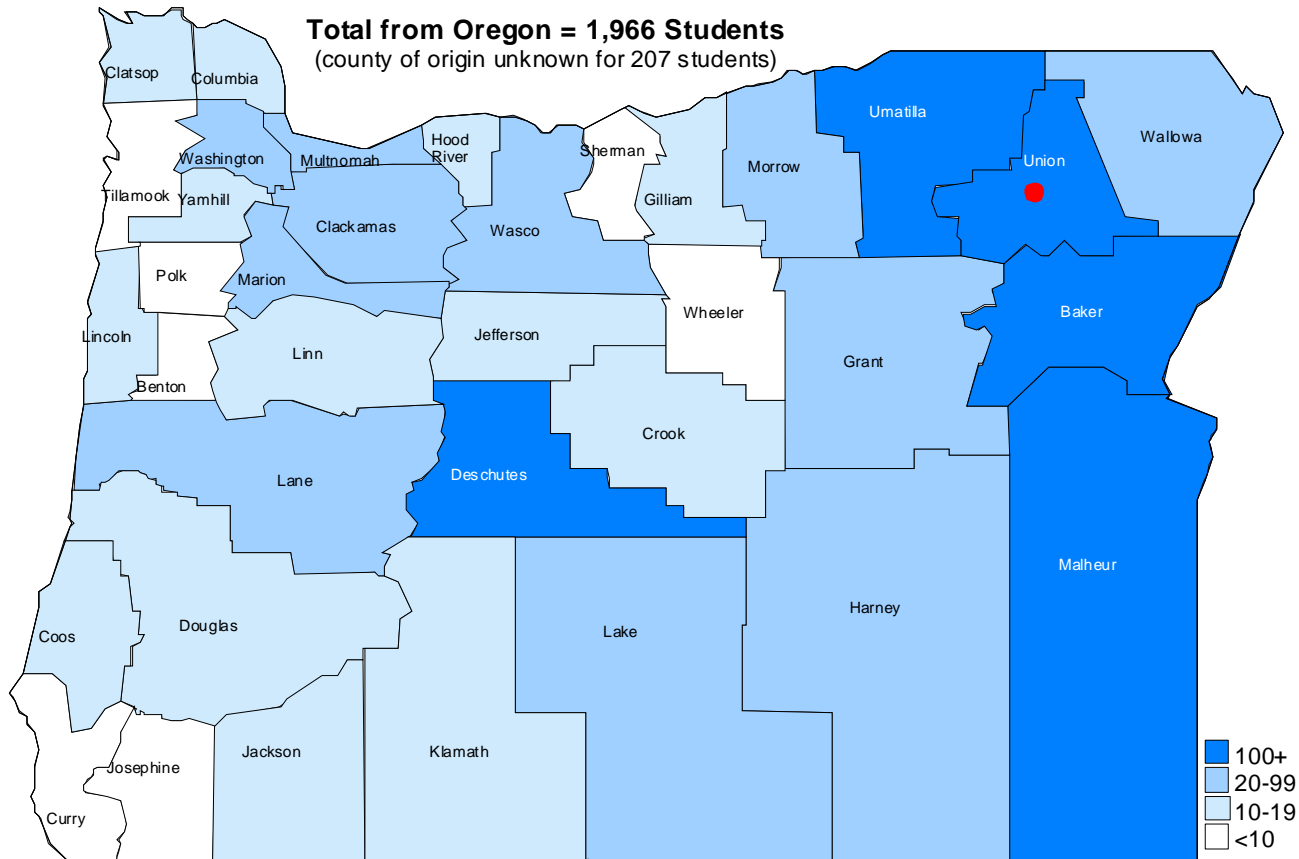


**Distribution of Undergraduate Course Sections Fall 2000**



# Profile of Eastern Oregon University

## Enrollment by Oregon County, Fall 2000 Eastern Oregon University



### Campus Facilities as of June 2001

- Total all facilities 34 600,000 gsf\*
  - E&G facilities
    - Percent built between 1960-1975 40%
    - Percent of E&G in deferred maintenance 6%
- (in millions)
- Total current replacement value \$110
    - E&G plant 83
    - Auxiliary enterprises 27

\*Gross square feet

#### Recent Construction:

- Ackerman rehabilitation

#### Facilities Needs:

- Classroom, lab modernization
- Code, deferred maintenance
- New agricultural, health & life sciences
- Student services remodel in Inlow Hall
- Physical sciences remodel
- Physical education facilities in Quinn
- New library
- New classroom buildings (2)
- Grand staircase remodel
- New residence hall

# Profile of Eastern Oregon University

## Annual Revenues and Expenditures, 1999-2000

	EOU (in millions)	OUS (in millions)	EOU's % of OUS
• Total Revenues	<u>\$30.4</u>	<u>\$1,340.2</u>	<u>2.3%</u>
– Tuition & fees	6.7	282.6	2.4%
– Government appropriations	12.8	364.6	3.5%
– Gifts, grants & contracts	4.4	421.6	1.0%
– All other	6.5	271.5	2.4%
• Total Expenditures	<u>\$29.4</u>	<u>\$1,289.1</u>	<u>2.3%</u>
– Instruction	9.4	328.9	2.9%
– Public service	1.7	78.9	2.2%
– Research	0.1	171.5	0.1%
– All other	18.2	709.8	2.6%

## Faculty 2000-01 (Full-Time Ranked Instructional)

	Total	Men	Percent of Total	Women	Percent of Total
• Total	<u>78</u>	<u>50</u>	<u>64%</u>	<u>28</u>	<u>36%</u>
– Professor	23	18	78%	5	22%
– Associate Professor	19	10	53%	9	47%
– Assistant Professor	31	19	61%	12	39%
– Instructor/Lecturer	5	3	60%	2	40%

### Executive Salaries

• President	\$112,680
• Provost	96,977
• Vice Pres. Administration	82,000
• Average all-ranks faculty salary (weighted)	\$42,800

### Student/Faculty Ratio, Fall 2000

• Student FTE per faculty FTE	
– Ranked faculty	19.5
– All faculty	21.7

## Faculty and Staff, 1999

	EOU		OUS		EOU's % of OUS
	N	%	N	%	
• Total	<u>334</u>	<u>100%</u>	<u>11,708</u>	<u>100%</u>	<u>2.9%</u>
– Faculty*	108	32%	5,900	50%	1.8%
– Executive/administrative	8	2%	499	4%	1.6%
– Professional non-faculty	77	23%	1,688	14%	4.6%
– Secretarial/clerical	66	20%	1,998	17%	3.3%
– Technical/paraprofessional	12	4%	599	5%	2.0%
– Skilled craft	31	9%	332	3%	9.3%
– Services/maintenance	32	10%	692	6%	4.6%

\*Those holding academic rank with assignments of instruction, research, or public service.

## Profile of Eastern Oregon University

Programs of Study	Bachelor's	Master's	Doctorate	Certificate
<b>AGRICULTURAL BUSINESS &amp; PRODUCTION</b>				
Agricultural Bus. & Mgmt / Agr Resource Economics	●			
<b>AGRICULTURAL SCIENCES</b>				
Plant Sciences (Crop & Soil / Rangeland Resources)	●			
<b>COMPUTER &amp; INFORMATION SCIENCES</b>				
Computer Science/Multimedia	●			
<b>EDUCATION</b>				
Education, General		●		●
Handicapped Learner 1				●
General Teacher Education (gen. ed, elem, early childhood)		●		●
Physical Education & Health	●			
Teacher Ed, Specific Academic & Vocational Programs				●
<b>ENGLISH LANGUAGE &amp; LITERATURE</b>				
English	●			
<b>LIBERAL ARTS &amp; SCIENCES</b>				
Liberal Studies	●			
<b>BIOLOGICAL/LIFE SCIENCES</b>				
Biology	●			
<b>MATHEMATICS</b>				
Mathematics	●			
<b>MULTI/INTERDISCIPLINARY STUDIES</b>				
Multi/Interdisciplinary Studies	●			
Philosophy, Economics, & Political Science	●			
<b>PHYSICAL SCIENCES</b>				
Chemistry	●			
Physics	●			
<b>PSYCHOLOGY</b>				
Psychology	●			
<b>PROTECTIVE SERVICES</b>				
Fire Services Administration	●			
<b>SOCIAL SCIENCES &amp; HISTORY</b>				
History	●			
Anthropology/Sociology	●			
<b>VISUAL &amp; PERFORMING ARTS</b>				
Theater Arts	●			
Art	●			
Music	●			
<b>HEALTH PROFESSIONS &amp; RELATED SCIENCE</b>				
Nursing	●			
<b>BUSINESS MGMT &amp; ADMINISTRATIVE SVCS</b>				
Business/Economics	●			
Business Administration	●			

Oregon University System Academic Program Database available at [www.ous.edu/aca/acadprog.html](http://www.ous.edu/aca/acadprog.html)