

Students Fall 2000

	PSU	OUS	PSU's % of OUS
• Total annual unduplicated headcount (1999-00)	34,216	98,373	34.8%
• Undergraduates	13,733	56,053	24.5%
– Percent 25 or older	39%	23%	41.7%
– Percent part-time (<12 hours)	43%	22%	47.3%
– Percent ethnic minority	18%	14%	32.4%
• Graduates	5,296	13,455	39.4%
– Masters, postbaccalaureate, non-admit	4,909	10,378	47.3%
– Doctoral, first-professional	387	3,077	12.6%
• New undergrad community college transfers	1,402	3,526	39.8%

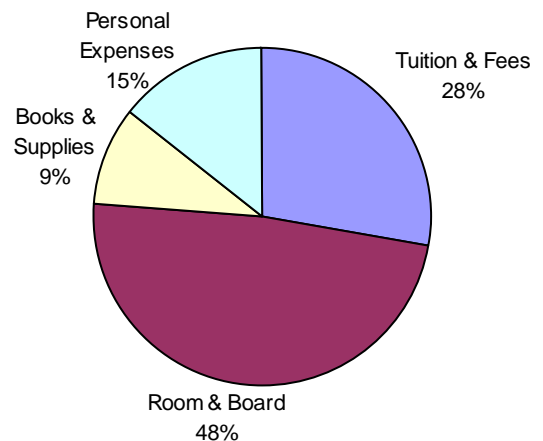
Degrees 1999-00

	PSU	OUS	PSU's % of OUS
• Total	<u>3,129</u>	<u>13,686</u>	<u>22.9%</u>
– Associate	0	94	0.0%
– Bachelor's	2,040	9,972	20.5%
– Master's	1,057	3,068	34.5%
– Doctoral	32	327	9.8%
– First Professional	0	225	0.0%

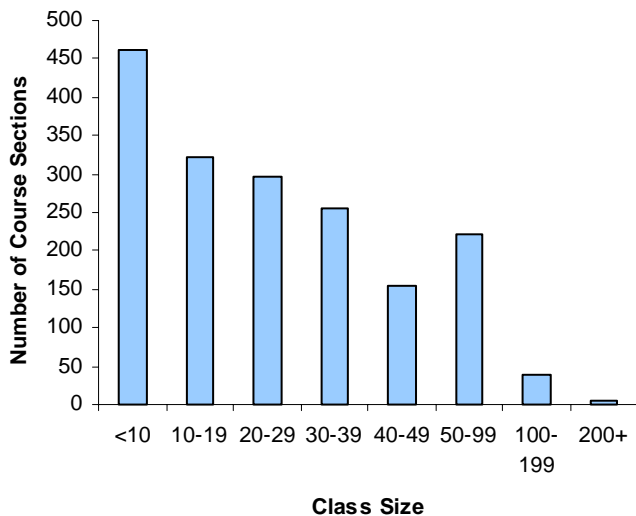
Tuition & Fees 2001-02

- Resident undergraduate \$3,720
- Resident graduate 6,834
- Nonresident undergraduate 12,828
- Nonresident graduate 11,613

Resident Undergraduate Student Budget, 2000-01  
Total = \$12,725



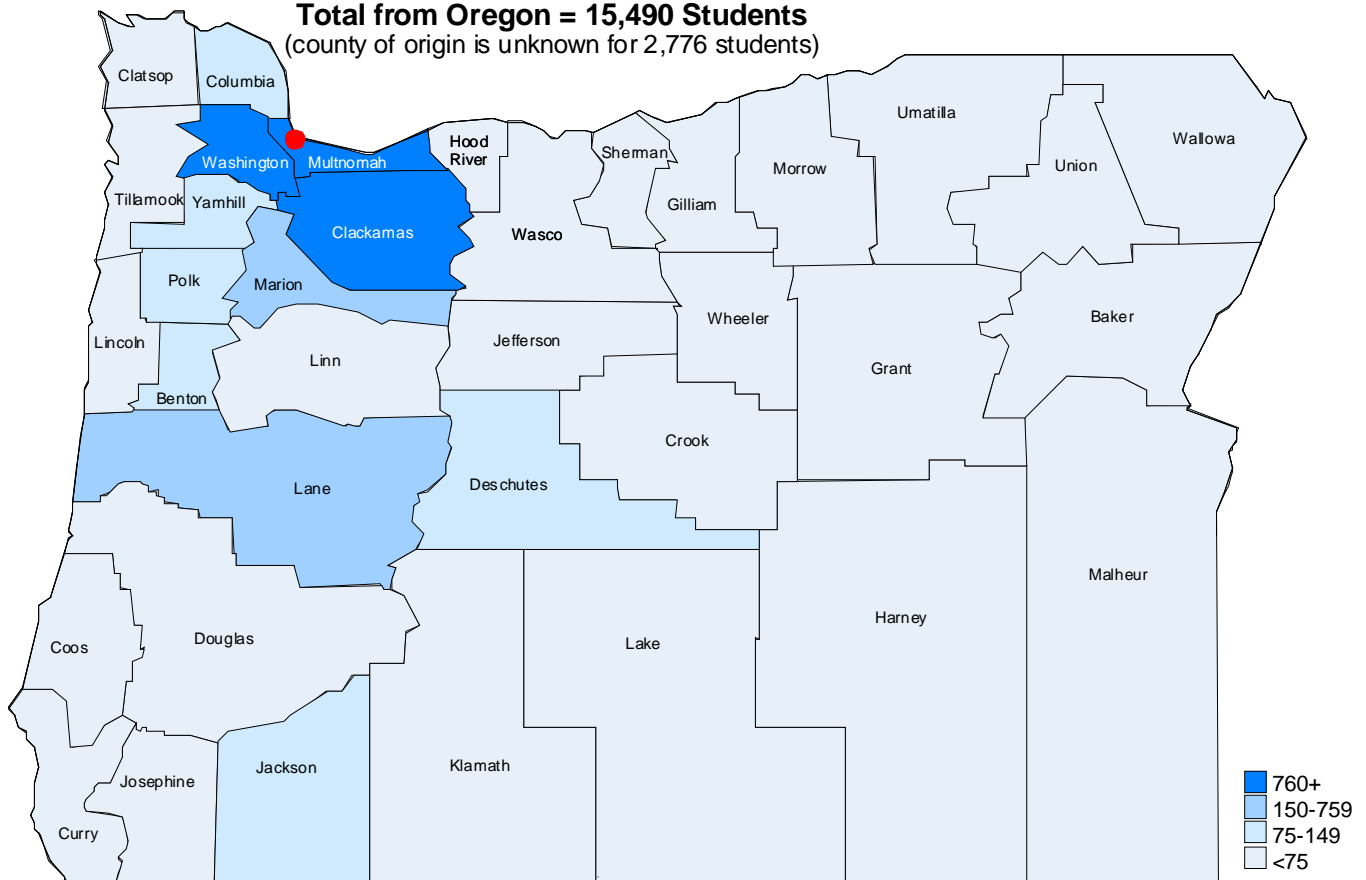
Distribution of Undergraduate Course Sections  
Fall 2000



# Profile of Portland State University

## Enrollment by Oregon County, Fall 2000 Portland State University

**Total from Oregon = 15,490 Students**  
(county of origin is unknown for 2,776 students)



### Campus Facilities as of June 2001

● Total all facilities	49	2,850,000 gsf*
● E&G facilities		
— Percent built between 1960-1975	70%	
— Percent of E&G in deferred maintenance	23%	
	(in millions)	
● Total current replacement value	\$570	
— E&G plant	443	
— Auxiliary enterprises	127	

\*Gross square feet

### Current Projects:

- Urban Center
- Stott Recreation Field
- Lincoln code upgrade

### Facilities Needs:

- Classroom, lab modernization
- Code, deferred maintenance
- Library addition & remodel
- Two new engineering buildings
- Remodel of science facilities
- Rehabilitation of Lincoln Hall for Fine & Performing Arts
- Hazardous materials processing facility
- Smith Memorial Center rehab
- New Oregon public health & environmental quality laboratory
- New university student housing & grade school renovations
- Parking structures #3 & #4 (seismic renovation)
- Native American Culture Center

## Profile of Portland State University

### Annual Revenues and Expenditures, 1999-2000

	PSU (in millions)	OUS (in millions)	PSU's % of OUS
• Total Revenues	<u>\$237.5</u>	<u>\$1,340.2</u>	<u>17.7%</u>
– Tuition & fees	63.7	282.6	22.5%
– Government appropriations	62.2	364.6	17.1%
– Gifts, grants & contracts	81.8	421.6	19.4%
– All other	29.8	271.5	11.0%
• Total Expenditures	<u>\$225.4</u>	<u>\$1,289.1</u>	<u>17.5%</u>
– Instruction	71.0	328.9	21.6%
– Public service	8.3	78.9	10.5%
– Research	13.0	171.5	7.6%
– All other	133.1	709.8	18.7%

### Faculty 2000-01 (Full-Time Ranked Instructional)

	Total	Men	Percent of Total	Women	Percent of Total
• Total	<u>503</u>	<u>307</u>	<u>61%</u>	<u>196</u>	<u>39%</u>
– Professor	195	148	76%	47	24%
– Associate Professor	109	64	59%	45	41%
– Assistant Professor	140	76	54%	64	46%
– Instructor/Lecturer	59	19	32%	40	68%

#### Executive Salaries

• President	\$141,972
• Provost	139,056
• Vice Pres. Administration	131,700
• Average all-ranks faculty salary (weighted)	\$55,100

#### Student/Faculty Ratio, Fall 2000

• Student FTE per faculty FTE	
– Ranked faculty	18.7
– All faculty	21.3

### Faculty and Staff, 1999

	PSU		OUS		PSU's % of OUS
	N	%	N	%	
• Total	<u>1,986</u>	<u>100%</u>	<u>11,708</u>	<u>100%</u>	<u>17.0%</u>
– Faculty*	1,060	53%	5,900	50%	18.0%
– Executive/administrative	91	5%	499	4%	18.2%
– Professional non-faculty	357	18%	1,688	14%	21.1%
– Secretarial/clerical	337	17%	1,998	17%	16.9%
– Technical/paraprofessional	92	5%	599	5%	15.4%
– Skilled craft	20	1%	332	3%	6.0%
– Services/maintenance	29	1%	692	6%	4.2%

\*Those holding academic rank with assignments of instruction, research, or public service.

## Profile of Portland State University

Programs of Study	Bachelor's	Master's	Doctorate	Certificate
<b>CONSERVATION &amp; RENEWABLE NATURAL RSCES</b>				
Environmental Sci & Resources/Environmental Studies	●	●	●	
Hydrology				●
<b>ARCHITECTURE &amp; RELATED PROGRAMS</b>				
Architecture	●			
Urban & Regional Planning		●		
<b>AREA, ETHNIC, &amp; CULTURAL STUDIES</b>				
Area Studies (Euro, Latin Amer, Middle East Studies)				●
Ethnic & Cultural Studies (Black, Chicano/Latino Studies)				●
Women's Studies	●			●
<b>MARKETING OPERATIONS/MKTING &amp; DISTRIBUTION</b>				
Food Industry Management				●
<b>COMMUNICATIONS</b>				
Professional Communication				●
<b>COMPUTER &amp; INFORMATION SCIENCES</b>				
Computer Science	●	●	●	
Software Engineering (joint program with OGI)		●		
<b>EDUCATION</b>				
Education, General		●		
Education Leadership / Supervision			●	
Educational Media				●
Special Education / Early Intervention / Hearing Impaired				●
Counseling		●		●
General Teacher Education (elementary, early childhood)		●		●
Teacher Ed, Specific Academic & Vocational Programs	●	●	●	●
Teaching English to Speakers of Other Languages		●		●
<b>ENGINEERING</b>				
Civil Engineering / Civil Engineering Management	●	●	●	
Computer Engineering	●			
Electrical Engineering / Electrical & Computer Engineering	●	●	●	
Manufacturing Engineering (joint program with OSU)		●		
Mechanical Engineering	●	●	●	
Systems Engineering		●		●
Engineering Management		●		
Engineering, Special Programs				●
<b>FOREIGN LANGUAGES &amp; LITERATURES</b>				
Foreign Languages/Foreign Lit & Lang/Applied Linguistics	●	●		
Foreign Languages: German		●		
Foreign Languages: French		●		
Foreign Languages: Spanish		●		
<b>HOME ECONOMICS</b>				
Child & Family Studies	●			
<b>ENGLISH LANGUAGE &amp; LITERATURE</b>				
English	●	●		
Writing		●		
Speech / Communication	●	●		
<b>LIBERAL ARTS &amp; SCIENCES</b>				
Arts & Letters / General Studies	●	●		
<b>BIOLOGICAL/LIFE SCIENCES</b>				
Biology	●	●		
Biotechnology				●
<b>MATHEMATICS</b>				
Mathematics	●	●		
Applied Statistics				●

## Profile of Portland State University

Programs of Study	Bachelor's	Master's	Doctorate	Certificate
<b>MULTI/INTERDISCIPLINARY STUDIES</b>				
General Science	●	●		
Conflict Resolution		●		
Systems Science & Theory		●	●	●
Gerontology				●
Interdisciplinary Studies	●			
<b>PHILOSOPHY &amp; RELIGION</b>				
Philosophy	●			
<b>PHYSICAL SCIENCES</b>				
Chemistry	●	●		
Geology	●	●	●	
Earth & Space Sciences for K-12 Education				●
Physics	●	●		
Environmental Geology / Hydrogeology				●
<b>PSYCHOLOGY</b>				
Psychology	●	●		
<b>PROTECTIVE SERVICES</b>				
Administration of Justice	●	●		
<b>PUBLIC ADMINISTRATION &amp; SERVICES</b>				
Public Administration / Public Administration & Policy		●	●	
Social Work & Social Research		●	●	
<b>SOCIAL SCIENCES &amp; HISTORY</b>				
General Social Science	●	●		
Anthropology	●	●		
Economics	●	●		
Applied Energy Economics				●
Geography	●			
History	●	●		
International Studies	●			
Political Science	●	●		
Sociology	●			
Community Development / Urban Studies	●	●	●	●
<b>VISUAL &amp; PERFORMING ARTS</b>				
Theater Arts	●	●		
Fine Arts & Arts Studies (Art, Painting, Sculpture)	●	●		
Music / Performance / Conducting	●	●		
<b>HEALTH PROFESSIONS &amp; RELATED SCIENCE</b>				
Speech & Hearing Sciences	●	●		●
Visually Impaired				●
Health Administration & Policy		●		
Public Health (joint program with OSU, OHSU)		●		
<b>BUSINESS MGMT &amp; ADMINISTRATIVE SVCS</b>				
Business, General	●	●		
Business Administration/Management	●	●		
Accounting				●
Finance / Financial Analysis	●	●		
International Business				●
International Management (joint program with OJPSB)		●		
Taxation (Accounting)		●		

Oregon University System Academic Program Database available at [www.ous.edu/aca/acadprog.html](http://www.ous.edu/aca/acadprog.html)