

Students Fall 2000

	UO	OUS	UO's % of OUS
• Total annual unduplicated headcount (1999-00)	21,955	98,373	22.3%
• Undergraduates	14,085	56,053	25.1%
– Percent 25 or older	12%	23%	13.4%
– Percent part-time (<12 hours)	11%	22%	12.0%
– Percent ethnic minority	12%	14%	22.4%
• Graduates	3,758	13,455	27.9%
– Masters, postbaccalaureate, non-admit	2,227	10,378	21.5%
– Doctoral, first-professional	1,531	3,077	49.8%
• New undergrad community college transfers	735	3,526	20.8%

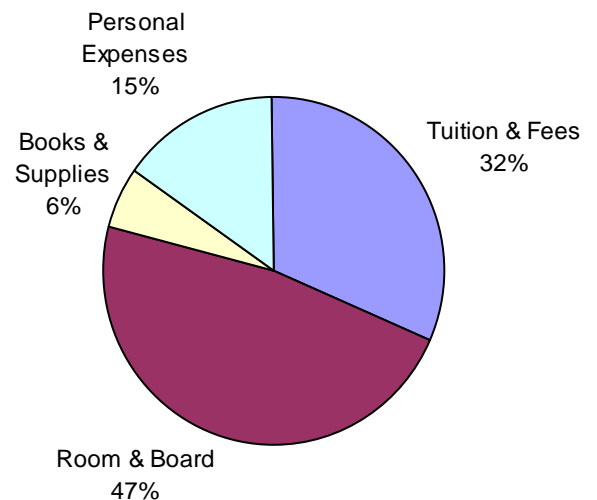
Degrees 1999-00

	UO	OUS	UO's % of OUS
• Total	<u>3,996</u>	<u>13,686</u>	<u>29.2%</u>
– Associate	0	94	0.0%
– Bachelor's	2,959	9,972	29.7%
– Master's	735	3,068	24.0%
– Doctoral	152	327	46.5%
– First Professional	150	225	66.7%

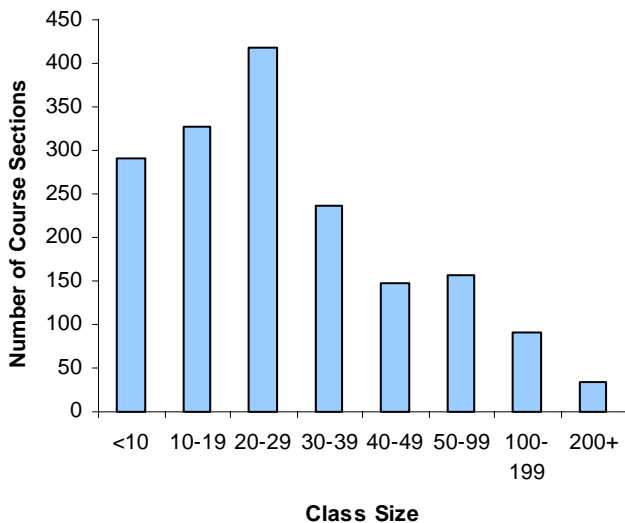
Tuition & Fees 2001-02

- Resident undergraduate \$4,071
- Resident graduate 7,497
- Nonresident undergraduate 14,493
- Nonresident graduate 12,645

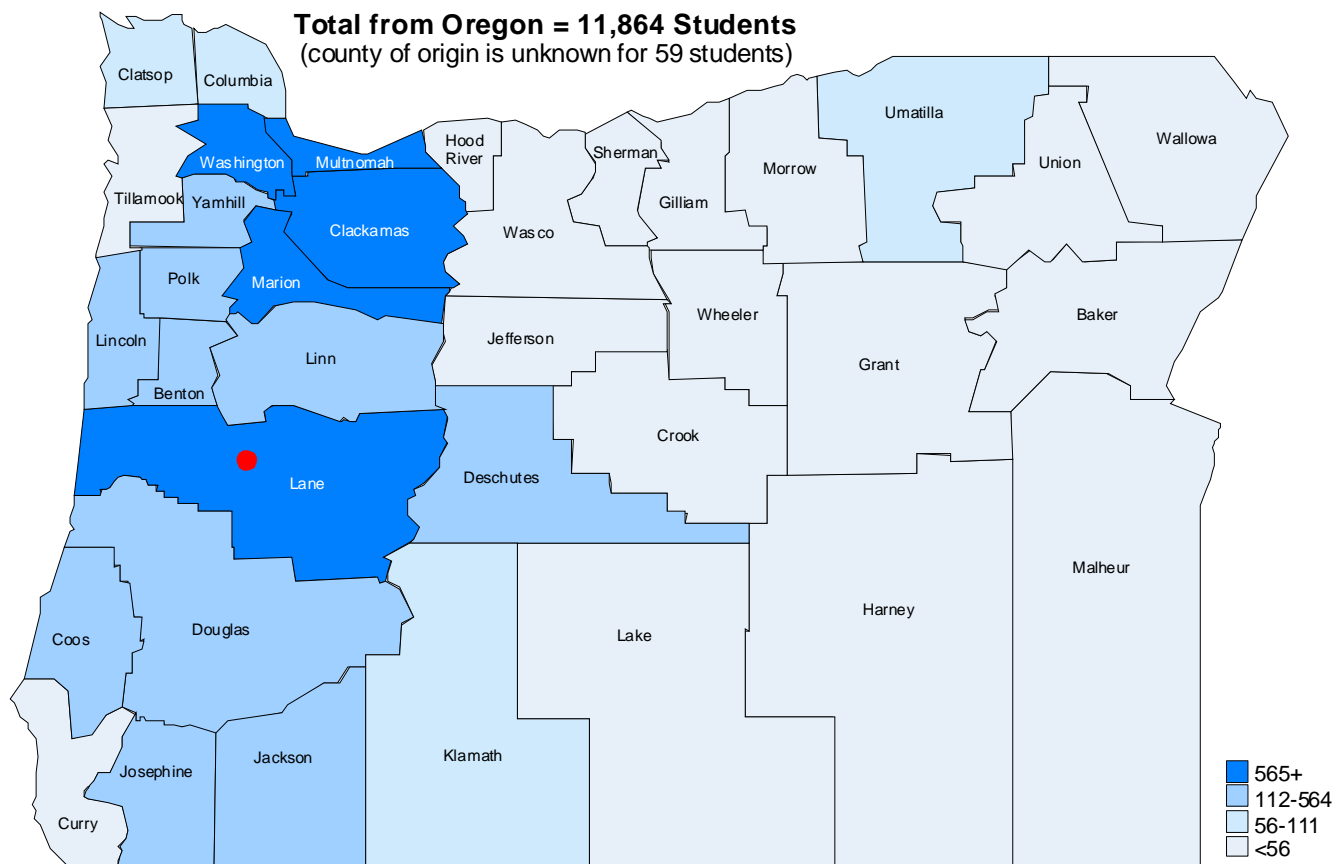
Resident Undergraduate Student Budget, 2000-01
Total = \$12,105



Distribution of Undergraduate Course Sections Fall 2000



Enrollment by Oregon County, Fall 2000
University of Oregon



Campus Facilities as of June 2001

● Total all facilities	295	5,300,000 gsf*
● E&G facilities		
— Percent built between 1960-1975	35%	
— Percent of E&G in deferred maintenance	17%	
	(in millions)	
● Total current replacement value	\$906	
— E&G plant	669	
— Auxiliary enterprises	237	

*Gross square feet

Current Projects:

- Tennis facility
- Zebrafish facility
- New business school expansion and classroom building

Facilities Needs:

- Classroom, lab modernization
- Code, deferred maintenance
- New education building
- Music expansion, remodel
- Allied arts, architecture expansion
- New biosciences - Tier 1 integrative information science research building
- International studies building
- New student residences
- Museum expansion, remodel

Profile of University of Oregon

Annual Revenues and Expenditures, 1999-2000

	UO (in millions)	OUS (in millions)	UO's % of OUS
• Total Revenues	<u>\$383.2</u>	<u>\$1,340.2</u>	<u>28.6%</u>
– Tuition & fees	102.4	282.6	36.2%
– Government appropriations	66.8	364.6	18.3%
– Gifts, grants & contracts	119.5	421.6	28.3%
– All other	94.5	271.5	34.8%
• Total Expenditures	<u>\$366.9</u>	<u>\$1,289.1</u>	<u>28.5%</u>
– Instruction	97.4	328.9	29.6%
– Public service	17.7	78.9	22.4%
– Research	38.8	171.5	22.6%
– All other	213.0	709.8	30.0%

Faculty 2000-01 (Full-Time Ranked Instructional)

	Total	Men	Percent of Total	Women	Percent of Total
• Total	<u>663</u>	<u>425</u>	<u>64%</u>	<u>238</u>	<u>36%</u>
– Professor	203	160	79%	43	21%
– Associate Professor	228	142	62%	86	38%
– Assistant Professor	147	84	57%	63	43%
– Instructor/Lecturer	85	39	46%	46	54%

Executive Salaries

• President	\$159,600
• Provost	147,719
• Vice Pres. Administration	129,546
• Average all-ranks faculty salary (weighted)	\$59,000

Student/Faculty Ratio, Fall 2000

• Student FTE per faculty FTE	
– Ranked faculty	18.3
– All faculty	19.2

Faculty and Staff, 1999

	UO		OUS		UO's % of OUS
	N	%	N	%	
• Total	<u>3,430</u>	<u>100%</u>	<u>11,708</u>	<u>100%</u>	<u>29.3%</u>
– Faculty*	1,390	41%	5,900	50%	23.6%
– Executive/administrative	41	1%	499	4%	8.2%
– Professional non-faculty	753	22%	1,688	14%	44.6%
– Secretarial/clerical	648	19%	1,998	17%	32.4%
– Technical/paraprofessional	184	5%	599	5%	30.7%
– Skilled craft	115	3%	332	3%	34.6%
– Services/maintenance	299	9%	692	6%	43.2%

*Those holding academic rank with assignments of instruction, research, or public service.

Profile of University of Oregon

Programs of Study	Bachelor's	Master's	Doctorate	Certificate
CONSERVATION & RENEWABLE NATURAL RSCES				
Environmental Science/Studies/Policy	●	●	●	
ARCHITECTURE & RELATED PROGRAMS				
Architecture	●	●		
Community & Regional Planning		●		
Interior Architecture/Design	●	●		
Landscape Architecture	●	●		
Teaching Technical Subjects in Architecture				●
AREA, ETHNIC, & CULTURAL STUDIES				
Area Studies (Asian, Euro, Russian & Eastern Euro)	●	●		●
Ethnic & Cultural Studies (Ethnic, Judaic, Women's)	●			●
Folklore				●
COMMUNICATIONS				
Journalism: Advertising	●	●		
Journalism	●	●		
Journalism & Mass Communication: Specific Programs	●	●	●	
Journalism: Public Relations	●	●		
Journalism: Electronic Media	●	●		
COMPUTER & INFORMATION SCIENCES				
Computer & Information Science	●	●	●	
EDUCATION				
Integrated Teaching				●
Initial Administrator/Continuing Admin/Superintendent				●
Educational Leadership		●	●	
Special Educ (elem, secondary, early child) Early Intervention		●	●	●
Counseling, Family, and Human Services		●		
Middle/Secondary Educator				●
Music Education	●	●	●	●
Educational Studies	●			
English for Speakers, other Languages (ESOL)/ESOL Bilingual				●
FOREIGN LANGUAGES & LITERATURES				
Linguistics	●	●	●	
Second Language Acquisition & Teaching				●
East Asian Languages & Literature (Japanese, Chinese)	●	●	●	
Russian & East European Studies	●	●		
German	●	●	●	
Romance Languages (French, Italian, Spanish)	●	●	●	
Classical Civilization/Classics	●	●		
Classical Languages (Greek, Latin)	●			
LAW & LEGAL STUDIES				
Law			●	
ENGLISH LANGUAGE & LITERATURE				
English Language & Literature	●	●	●	
Comparative Literature/Language	●	●	●	
Creative Writing		●		
LIBERAL ARTS & SCIENCES				
Humanities/Independent Study	●			
BIOLOGICAL/LIFE SCIENCES				
Biology	●	●	●	
Biochemistry	●			
MATHEMATICS				
Mathematics	●	●	●	
Decision Sciences		●	●	

Profile of University of Oregon

Programs of Study	Bachelor's	Master's	Doctorate	Certificate
MULTI/INTERDISCIPLINARY STUDIES				
General Science	●			
Mathematics & Computer Science	●			
Historic Preservation		●		
Interdisciplinary Studies: Individualized Program	●			
PARKS, RECREATION, LEISURE & FITNESS STUDIES				
Exercise & Movement Science	●	●	●	
PHILOSOPHY & RELIGION				
Philosophy	●	●	●	
Religious Studies & Theology	●			
PHYSICAL SCIENCES				
Chemistry	●	●	●	
Geology	●	●	●	
Physics/Applied Physics	●	●	●	
PSYCHOLOGY				
Psychology	●	●	●	
Counseling Psychology			●	
School Psychology		●	●	●
PUBLIC ADMINISTRATION & SERVICES				
Public Administration/Public Affairs		●		
Planning, Public Policy & Management	●	●		
SOCIAL SCIENCES & HISTORY				
Anthropology	●	●	●	
Economics	●	●	●	
Geography	●	●	●	
History	●	●	●	
International Studies	●	●		
Political Science	●	●	●	
Social Science	●			
Sociology	●	●	●	
VISUAL & PERFORMING ARTS				
Dance	●	●		
Visual Design	●	●		
Theater Arts/Drama	●	●	●	
Film/Video Arts				●
Photography	●	●		
Fine/Applied Arts	●	●		
Art History & Criticism/Arts Management	●	●	●	
Fine Arts (Paint, Sculpt, Print, Ceramic, Fiber, Metal/Jewel)	●	●		
Music	●			●
Music (Hist, Perform, Theory, Comp, Jazz, Conduct, Piano)	●	●	●	
HEALTH PROFESSIONS & RELATED SCIENCE				
Communication Disorders/Sciences	●	●	●	●
Special Education: Rehabilitation			●	
BUSINESS MGMT & ADMINISTRATIVE SVCS				
Business Administration	●			
Business Administration/Management		●	●	
Decision Sciences: Business Statistics		●	●	
Accounting	●		●	
Finance		●	●	
Human Resources & Industrial Relations		●		
Global Management				●
Marketing		●	●	
Decision Sciences: Production & Operations Management		●	●	

Oregon University System Academic Program Database available at www.ous.edu/aca/acadprog.html