

**Students Fall 2000**

	WOU	OUS	WOU's % of OUS
• Total annual unduplicated headcount (1999-00)	6,353	98,373	6.5%
• Undergraduates	4,203	56,053	7.5%
– Percent 25 or older	16%	23%	5.5%
– Percent part-time (<12 hours)	11%	22%	3.8%
– Percent ethnic minority	10%	14%	5.5%
• Graduates	528	13,455	3.9%
– Masters, postbaccalaureate, non-admit	528	10,378	5.1%
– Doctoral, first-professional	0	3,077	0.0%
• New undergrad community college transfers	139	3,526	3.9%

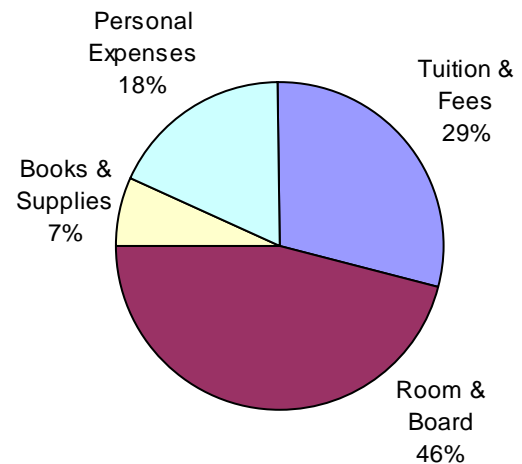
**Degrees 1999-00**

	WOU	OUS	WOU's % of OUS
• Total	<u>932</u>	<u>13,686</u>	<u>6.8%</u>
– Associate	3	94	3.2%
– Bachelor's	758	9,972	7.6%
– Master's	171	3,068	5.6%
– Doctoral	0	327	0.0%
– First Professional	0	225	0.0%

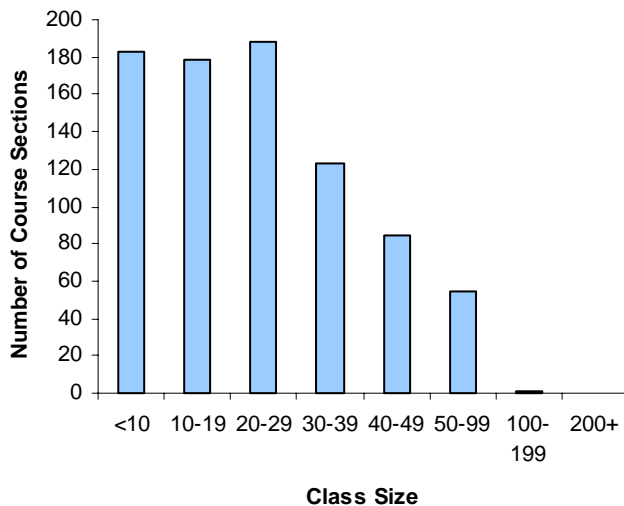
**Tuition & Fees 2001-02**

- Resident undergraduate           \$3,660
- Resident graduate               6,234
- Nonresident undergraduate   11,478
- Nonresident graduate         10,890

**Resident Undergraduate  
Student Budget, 2000-01  
Total = \$11,454**

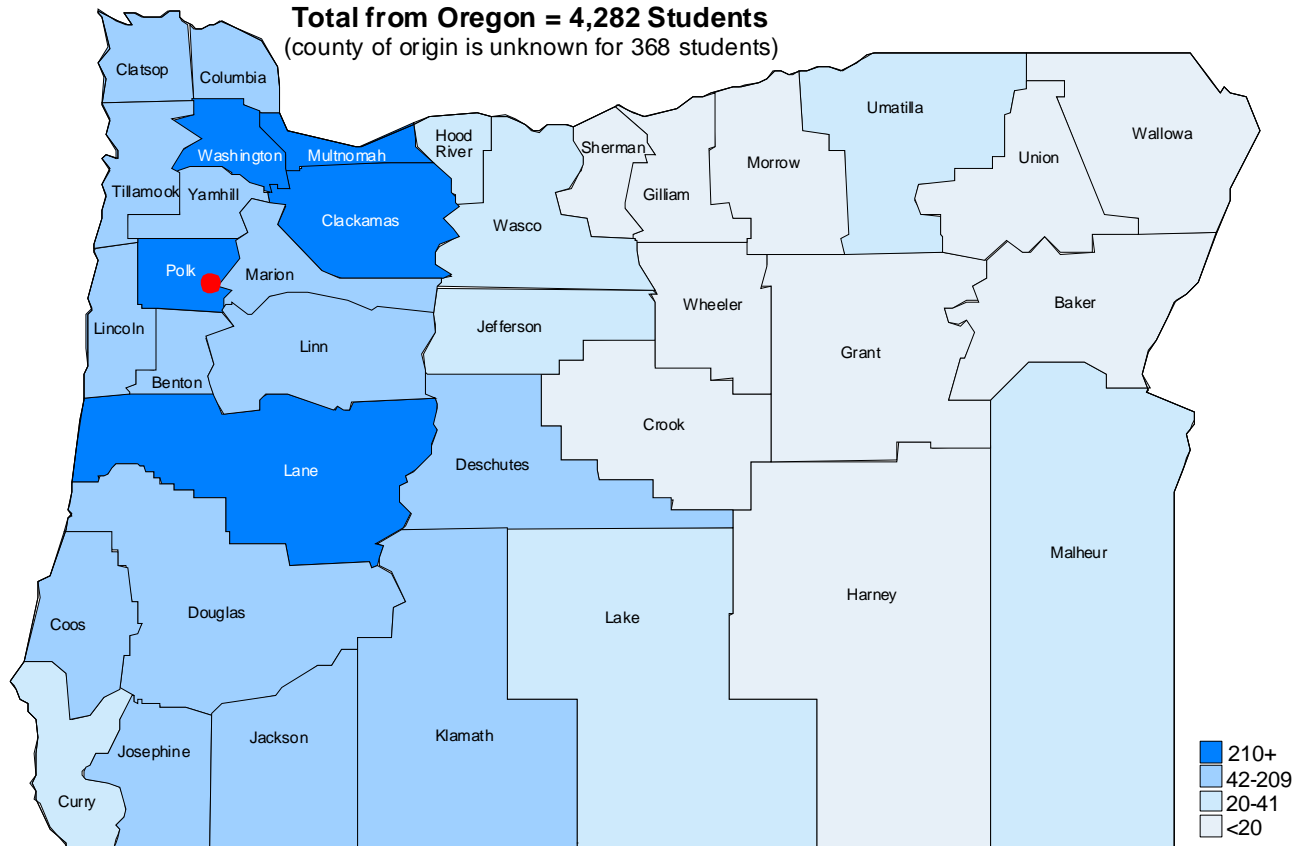


**Distribution of Undergraduate Course  
Sections Fall 2000**



# Profile of Western Oregon University

## Enrollment by Oregon County, Fall 2000 Western Oregon University



### Campus Facilities as of June 2001

● Total all facilities	58	1,000,000 gsf*
● E&G facilities		
— Percent built between 1960-1975	54%	
— Percent of E&G in deferred maintenance	16%	
	(in millions)	
● Total current replacement value	\$132	
— E&G plant	91	
— Auxiliary enterprises	41	

#### Recent Construction:

- Hamersly Library

#### Facilities Needs:

- Classroom, lab modernization
- Code, deferred maintenance
- Renovation of old library for student services, classrooms, faculty offices
- Education building remodel
- New student residence & child care
- New classroom building
- New physical education building

\*Gross square feet

## Profile of Western Oregon University

### Annual Revenues and Expenditures, 1999-2000

	WOU (in millions)	OUS (in millions)	WOU's % of OUS
• Total Revenues	<u>\$68.2</u>	<u>\$1,340.2</u>	<u>5.1%</u>
– Tuition & fees	13.3	282.6	4.7%
– Government appropriations	15.8	364.6	4.3%
– Gifts, grants & contracts	23.3	421.6	5.5%
– All other	15.8	271.5	5.8%
• Total Expenditures	<u>\$65.7</u>	<u>\$1,289.1</u>	<u>5.1%</u>
– Instruction	16.1	328.9	4.9%
– Public service	0.6	78.9	0.8%
– Research	5.0	171.5	2.9%
– All other	44.0	709.8	6.2%

### Faculty 2000-01 (Full-Time Ranked Instructional)

	Total	Men	Percent of Total	Women	Percent of Total
• Total	<u>163</u>	<u>92</u>	<u>56%</u>	<u>71</u>	<u>44%</u>
– Professor	40	30	75%	10	25%
– Associate Professor	40	23	58%	17	42%
– Assistant Professor	67	32	48%	35	52%
– Instructor/Lecturer	16	7	44%	9	56%

#### Executive Salaries

• President	\$112,680
• Provost	96,912
• Vice Pres. Administration	75,000
• Average all-ranks faculty salary (weighted)	\$43,000

#### Student/Faculty Ratio, Fall 2000

• Student FTE per faculty FTE	
– Ranked faculty	21.5
– All faculty	21.0

### Faculty and Staff, 1999

	WOU		OUS		WOU's % of OUS
	N	%	N	%	
• Total	<u>678</u>	<u>100%</u>	<u>11,708</u>	<u>100%</u>	<u>5.8%</u>
– Faculty*	334	49%	5,900	50%	5.7%
– Executive/administrative	21	3%	499	4%	4.2%
– Professional non-faculty	111	16%	1,688	14%	6.6%
– Secretarial/clerical	71	10%	1,998	17%	3.6%
– Technical/paraprofessional	57	8%	599	5%	9.5%
– Skilled craft	16	2%	332	3%	4.8%
– Services/maintenance	68	10%	692	6%	9.8%

\*Those holding academic rank with assignments of instruction, research, or public service.

# Profile of Western Oregon University

Programs of Study	Bachelor's	Master's	Doctorate	Certificate
<b>COMPUTER &amp; INFORMATION SCIENCES</b>				
Computer Science	●			
Information Systems	●			
<b>EDUCATION</b>				
Educational Media/Technology				●
Special Education/Early Intervention/Severely Handicapped		●		●
Deaf/Hard of Hearing				●
Rehabilitation Counseling		●		
General Teacher Ed (teaching, elem, secnd, early childhood)	●	●		●
Teacher Ed, Specific Academic & Vocational Programs				●
<b>FOREIGN LANGUAGES &amp; LITERATURES</b>				
Spanish	●			
<b>ENGLISH LANGUAGE &amp; LITERATURE</b>				
English	●			
Speech Communication	●			
<b>LIBERAL ARTS &amp; SCIENCES</b>				
Humanities	●			
<b>BIOLOGICAL/LIFE SCIENCES</b>				
Biology	●			
<b>MATHEMATICS</b>				
Mathematics	●			
<b>MULTI/INTERDISCIPLINARY STUDIES</b>				
Computer Science & Mathematics	●			
Interdisciplinary Studies	●			
<b>PHILOSOPHY &amp; RELIGION</b>				
Philosophy	●			
<b>PHYSICAL SCIENCES</b>				
Chemistry	●			
Earth Science	●			
<b>PSYCHOLOGY</b>				
Psychology	●			
<b>PROTECTIVE SERVICES</b>				
Correctional Administration		●		
Corrections/Law Enforcement/Crime Prevention	●			
Fire Services Administration	●			
<b>PUBLIC ADMINISTRATION &amp; SERVICES</b>				
Public Policy & Administration	●			
<b>SOCIAL SCIENCES &amp; HISTORY</b>				
Anthropology	●			
Economics	●			
Geography	●			
History	●			
International Studies	●			
Political Science	●			
Sociology	●			
Social Policy		●		
<b>VISUAL &amp; PERFORMING ARTS</b>				
The Arts	●			
Dance	●			
Theater Arts	●			
Art	●			
Music/Contemporary Music	●			
<b>HEALTH PROFESSIONS &amp; RELATED SCIENCE</b>				
American Sign Language/English Interpreting	●			
<b>BUSINESS MGMT &amp; ADMINISTRATIVE SVCS</b>				
Business, General	●			