

**Students Fall 2000**

	SOU	OUS	SOU's % of OUS
• Total annual unduplicated headcount (1999-00)	8,243	98,373	8.4%
• Undergraduates	4,881	56,053	8.7%
– Percent 25 or older	27%	23%	10.1%
– Percent part-time (<12 hours)	28%	22%	10.8%
– Percent ethnic minority	10%	14%	6.2%
• Graduates	621	13,455	4.6%
– Masters, postbaccalaureate, non-admit	621	10,378	6.0%
– Doctoral, first-professional	0	3,077	0.0%
• New undergrad community college transfers	197	3,526	5.6%

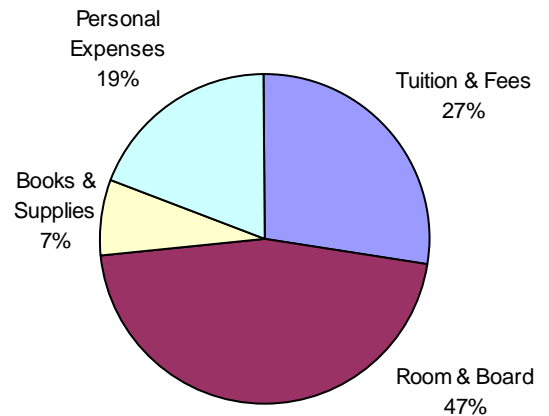
**Degrees 1999-00**

	SOU	OUS	SOU's % of OUS
• Total	<u>859</u>	<u>13,686</u>	<u>6.3%</u>
– Associate	0	94	0.0%
– Bachelor's	711	9,972	7.1%
– Master's	148	3,068	4.8%
– Doctoral	0	327	0.0%
– First Professional	0	225	0.0%

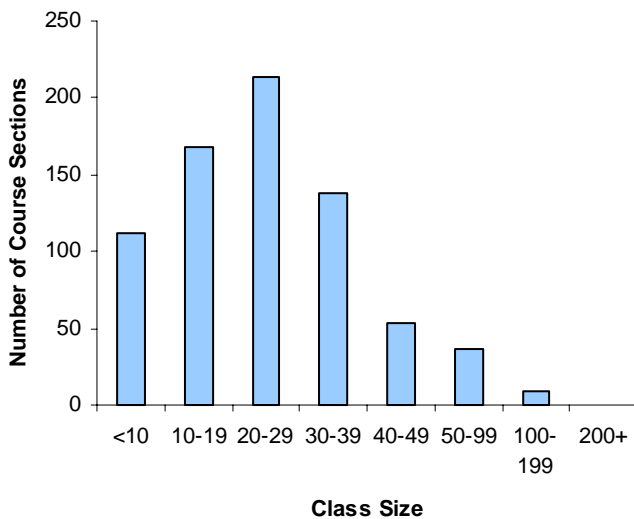
**Tuition & Fees 2001-02**

- Resident undergraduate           \$3,555
- Resident graduate                 6,111
- Nonresident undergraduate       10,971
- Nonresident graduate            10,755

**Resident Undergraduate  
Student Budget, 2000-01  
Total = \$12,288**

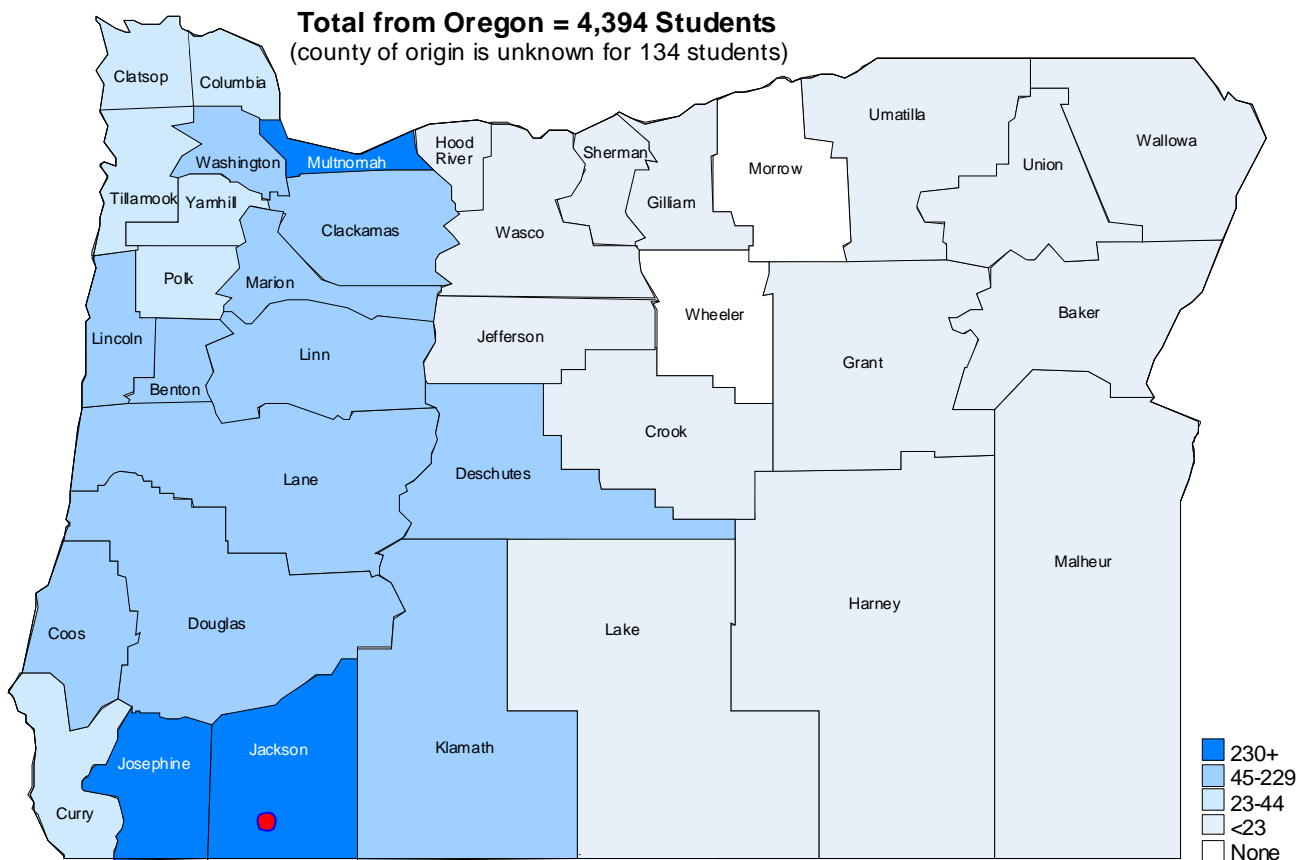


**Distribution of Undergraduate Course Sections  
Fall 2000**



# Profile of Southern Oregon University

## Enrollment by Oregon County, Fall 2000 Southern Oregon University



### Campus Facilities as of June 2001

● Total all facilities	68	1,300,000 gsf*
● E&G facilities		
— Percent built between 1960-1975	61%	
— Percent of E&G in deferred maintenance	20%	
		(in millions)
● Total current replacement value	\$176	
— E&G plant	96	
— Auxiliary enterprises	80	

\*Gross square feet

#### Recent Construction:

- Center for Visual Arts
- JPR facility - Redding, CA

#### Facilities Needs:

- Classroom, lab modernization
- Code, deferred maintenance
- Library addition
- Theater arts addition
- Sciences remodel & additions
- Student Union addition
- New student residences & child care

## Profile of Southern Oregon University

### Annual Revenues and Expenditures, 1999-2000

	SOU (in millions)	OUS (in millions)	SOU's % of OUS
• Total Revenues	<u>\$81.5</u>	<u>\$1,340.2</u>	<u>6.1%</u>
– Tuition & fees	17.2	282.6	6.1%
– Government appropriations	18.3	364.6	5.0%
– Gifts, grants & contracts	27.1	421.6	6.4%
– All other	18.9	271.5	7.0%
• Total Expenditures	<u>\$78.3</u>	<u>\$1,289.1</u>	<u>6.1%</u>
– Instruction	19.4	328.9	5.9%
– Public service	3.1	78.9	3.9%
– Research	0.3	171.5	0.2%
– All other	55.5	709.8	7.8%

### Faculty 2000-01 (Full-Time Ranked Instructional)

	Total	Men	Percent of Total	Women	Percent of Total
• Total	<u>190</u>	<u>116</u>	<u>61%</u>	<u>74</u>	<u>39%</u>
– Professor	57	44	77%	13	23%
– Associate Professor	50	27	54%	23	46%
– Assistant Professor	55	32	58%	23	42%
– Instructor/Lecturer	28	13	46%	15	54%

#### Executive Salaries

• President	\$112,680
• Provost	105,780
• Vice Pres. Administration	96,516
• Average all-ranks faculty salary (weighted)	\$47,100

#### Student/Faculty Ratio, Fall 2000

• Student FTE per faculty FTE	
– Ranked faculty	17.5
– All faculty	17.5

### Faculty and Staff, 1999

	SOU		OUS		SOU's % of OUS
	N	%	N	%	
• Total	<u>773</u>	<u>100%</u>	<u>11,708</u>	<u>100%</u>	<u>6.6%</u>
– Faculty*	283	37%	5,900	50%	4.8%
– Executive/administrative	63	8%	499	4%	12.6%
– Professional non-faculty	176	23%	1,688	14%	10.4%
– Secretarial/clerical	135	17%	1,998	17%	6.8%
– Technical/paraprofessional	20	3%	599	5%	3.3%
– Skilled craft	27	3%	332	3%	8.1%
– Services/maintenance	69	9%	692	6%	10.0%

\*Those holding academic rank with assignments of instruction, research, or public service.

## Profile of Southern Oregon University

Programs of Study	Bachelor's	Master's	Doctorate	Certificate
<b>CONSERVATION &amp; RENEWABLE NATURAL RSCES</b>				
Environmental Studies/Education	●	●		
<b>COMMUNICATIONS</b>				
Communication	●			
<b>COMPUTER &amp; INFORMATION SCIENCES</b>				
Computer Science	●			
<b>EDUCATION</b>				
Education, General		●		
General Teacher Education (teaching, elementary, secondary)		●		
<b>FOREIGN LANGUAGES &amp; LITERATURES</b>				
Language & Culture	●			
<b>ENGLISH LANGUAGE &amp; LITERATURE</b>				
English	●			
<b>LIBERAL ARTS &amp; SCIENCES</b>				
Arts & Letters	●	●		
<b>BIOLOGICAL/LIFE SCIENCES</b>				
Biology	●			
<b>MATHEMATICS</b>				
Mathematics	●			
<b>MULTI/INTERDISCIPLINARY STUDIES</b>				
Science	●	●		
Computer Science & Mathematics	●	●		
Interdisciplinary Studies	●			
<b>PHYSICAL SCIENCES</b>				
Chemistry	●			
Geology	●			
Physics	●			
<b>PSYCHOLOGY</b>				
Psychology	●	●		
<b>SOCIAL SCIENCES &amp; HISTORY</b>				
Social Sciences/Social Sciences: Human Services	●	●		
Anthropology/Applied Cultural Anth./Cultural Resc Mgmt	●			●
Criminology	●			
Economics	●			
Geography	●			
History	●			
International Studies	●			
Political Science	●			
Sociology	●			
<b>VISUAL &amp; PERFORMING ARTS</b>				
Fine & Performing Arts	●			
Theater	●			
Art	●			
Music	●			
<b>HEALTH PROFESSIONS &amp; RELATED SCIENCE</b>				
Nursing	●			
<b>BUSINESS MGMT &amp; ADMINISTRATIVE SVCS</b>				
Business Administration	●			
Management		●		
Business Administration: Accounting				●
Applied Finance & Economics				●
Business with specific co-majors	●			

Oregon University System Academic Program Database available at [www.ous.edu/aca/acadprog.html](http://www.ous.edu/aca/acadprog.html)