

Where Have Oregon's Graduates Gone?

Survey of the Oregon High School Graduating Class of 2005

Presented to the Excellence in Delivery & Productivity Working Group
October 5, 2006



Eastern Oregon University | Oregon Institute of Technology | Oregon State University | Portland State University | Southern Oregon University
University of Oregon | Western Oregon University | Oregon Health and Sciences University - Affiliated

About the survey

- **Biennial telephone survey since 1993**
- **Random sample of 1,330 Oregon high school graduates**
- **Identifies**
 - percentage enrolled in college fall or winter term after graduation
 - type of college chosen
 - reasons for the choice
 - type of financial aid awards, majors, and educational background
- **Analysis included demographic variables (gender, race/ethnicity, region, and parents' education)**



Freshman enrollment

(Percent of high school graduating class)

	By fall term	By winter term
Oregon		
1993	62.5	Not available
1995	63.4	69.2
1997	63.9	67.4
1999	66.9	70.5
2001	68.7	75.0
2003	69.5	73.7
2005	69.4	72.6
U.S.		
2004	66.7	Not available



Enrollment Demographics

(Percent of high school graduates enrolled fall or winter terms)

Gender	Men	66.7
	Women	79.4
Ethnicity	African American	83.3
	American Indian	59.5
	Asian American	85.2
	Hispanic/Latino	60.2
	Native Hawaiian/Pacific Is.	87.5
	Caucasian	73.2
High school GPA	3.75 or above	93.8
	Below 3.75	69.8



College choices

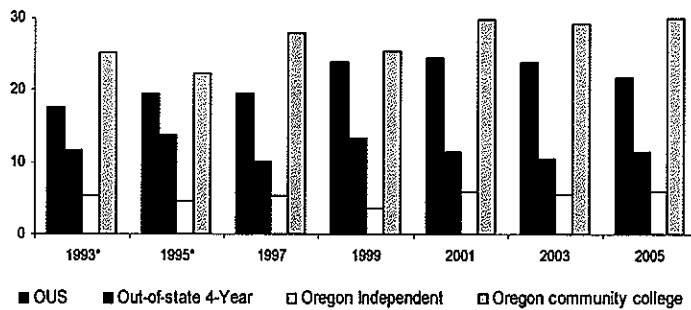
(Percent of high school graduating class)

Oregon University System	21.7
Oregon independent college	5.9
Out-of-state four-year college	11.5
Oregon community college	30.0
Other two- and four-year colleges	<u>3.5</u>
Total college-going	72.6

College choice trends

(Percent of high school graduating class)

Enrollment by College Type

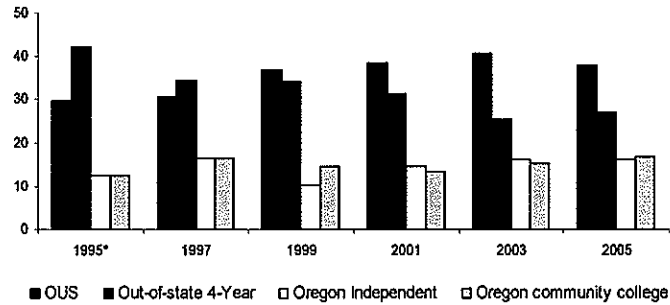


*Fall term enrollment only

Choices of high achievers

(Percent of high achievers attending college)

Enrollment by College Type



*Fall term enrollment only

Primary reasons for college choice

Academic Factors

- Good academic reputation
- High quality program in desired major

Cost Factors

- Affordable overall cost
- Financial aid package
- Scholarship award

Social & Environmental Factors

- Campus social environment
- Size of the campus
- Location (proximity to home / outside Oregon)
- Friends' attendance

Reasons for choice: Academic factors

(Percent of attendants citing as somewhat or very important)

	OUS	Oregon Indep	Out-of-state 4-Year	Oregon CC
Good academic reputation	91.7	98.7	96.1	81.7
Good program in my major	86.5	93.7	92.2	71.9



Reasons for choice: Cost factors

(Percent of attendants citing as very important)

	OUS	Oregon Indep	Out-of-state 4-Year	Oregon CC
Affordable overall cost	55.2	26.6	36.6	76.9
Financial aid package	24.7	53.2	35.9	32.8
Scholarship award	31.6	65.8	48.4	27.1
Couldn't afford the cost of OUS	n/a	2.5	9.2	42.4



Reasons for choice: Social & environmental factors

(Percent of attendants citing as somewhat or very important)

	OUS	Oregon Indep	Out-of-state 4-Year	Oregon CC
Campus social environment	88.9	94.9	89.5	73.4
Size of the campus	80.2	94.9	85.0	75.2
Friends going there	44.8	22.8	15.7	47.6



Other key issues for community college students

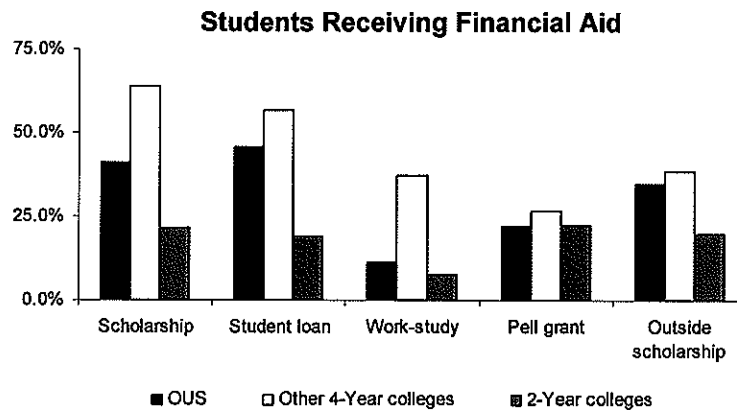
(Percent of attendants citing as somewhat or very important)

- Attainable admission requirements 87.7
- Desire to take classes & explore options 80.5
- Plans to transfer to OUS school later 77.9



Financial support

(Percent of all college-going respondents)



13

Sources of college information

(Percent of all college-going respondents)

- **Top sources (used by over 70%)**
 - Booklets, brochures from the college
 - College websites
 - Visits to college campuses
 - Information from family and friends
- **Websites are used by over 80%, an increase from 56% in 1999.**
- **Students at 2-year colleges are significantly more likely to rely on information from high school counselors and teachers.**

14

Top majors of four-year college students

- **Majors chosen by more than 5% of students:**

<u>4-Year College</u>		<u>2-Year College</u>	
Business	12.3	Business	10.8
Social Sciences	10.2	Health Professions	9.7
Natural Sciences	9.4	Education	7.4
Engineering	7.9	Prof./Service Trades	7.1
Fine Arts	6.7	Fine Arts	7.1
Health Professions	6.5		

- **Gender differences:**

- Men are more likely to major in Computer Science, Engineering, and Physical Education
- Women are more likely to major in Education, Health Professions and Social Sciences



Primary reasons for not going to college

(Percent of all respondents not enrolled fall or winter term)

- Can't afford college 21.4
- Work schedule doesn't allow it 17.5
- Wanted a break from school 13.4



Educational Background

(Percent of high school graduating class)

	Attending 4-Year College	Attending 2-Year College	Not Enrolled
College-level courses in high school	45.0	32.4	22.7
Parent with a four-year degree	67.1	35.6	27.1

17

Summary

- **Almost three-quarters of high school graduates enroll in postsecondary education, and Oregon's fall enrollment rates exceed the national average.**

HOWEVER, ...

- **Oregon's enrollment rates have declined since 2001, and important differences remain among gender and ethnic groups.**

18

Summary, continued

- **Oregon's public colleges and universities remain a popular choice for high school graduates in the state.**

HOWEVER, ...

- **Following several years of declining out-of-state enrollment among graduates choosing a 4-year institution, there is an indication that this trend is reversing for high achievers and other graduates.**



Summary, continued

- **Three-quarters of respondents enrolled at Oregon community colleges expect to transfer to an OUS institution, and two-thirds of graduates who are not currently enrolled still harbor college aspirations.**

HOWEVER, ...

- **Affordable cost – including scholarship support – remains a critical concern for these students.**

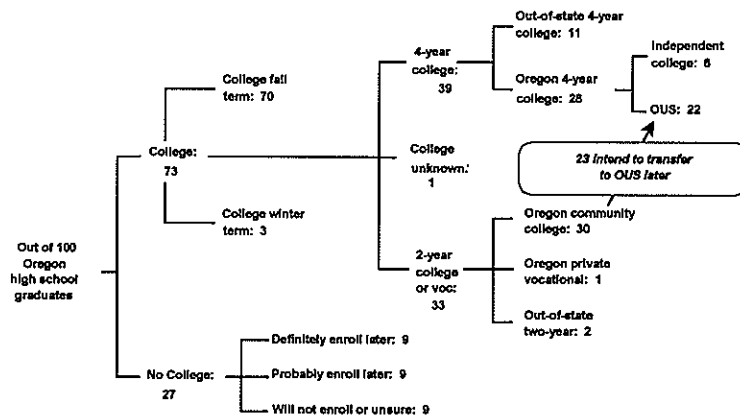


Summary, continued

- **Graduates' reasons for choosing a particular college – or not enrolling at all – highlight the critical imperative for coordinated efforts to ensure high quality and affordability in Oregon's postsecondary education choices.**
- **The importance of academic alignment across education sectors and the growing need to foster aspirations for higher education among Oregon's youth are echoed in the survey responses, particularly from graduates enrolled in community colleges or not yet enrolled.**



Where did the class of 2005 go after graduation?



For additional information

**Full survey report for this and previous studies
available on the OUS website:**

www.ous.edu

OUS Contact:

Ruth D. Keele

Director, Performance Measurement & Outcomes

541.346.5754

ruth_keele@ous.edu

